

Faster, greener and cleaner with



Spring Newsletter

INSIDE THIS ISSUE:

- Green Cleaning Seminar **2**
- Green Cleaning Fact Sheet **3**
- Green Cleaning Experts **4**
- What other businesses are saying about green cleaning **7**
- Natural Green Cleaning Recipes **10**
- Ideal Green Cleaning Products **11**
- Free e-Learning course on sustainable cleaning **12**

WELCOME TO OUR "GREEN" SPRING ISSUE

Going GREEN is cheaper and faster than traditional cleaning processes

At Duplex, we have been cleaning chemical free with low water usage systems for over 20 years.

This spring, we want to introduce you to a range of our eco friendly products to help you save money, time and resources.

We also have **natural green recipes, Q&A's, testimonials as well as a practical guide** on how to green clean for key applications such as bathrooms and kitchens.

Don't forget to register for our free, online, practical green cleaning seminar, on page 2.

Kind regards,

Murray McDonald
Director of Duplex Cleaning Machines

Register for our free, online green cleaning seminar

Want to learn how to clean a bathroom and kitchen in half the time with no chemical and little water?

This practical seminar with Duplex Cleaning Machines, we will show you how to drastically cut chemical and water usage without sacrificing a quality clean.

We will take you through key cleaning applications of:

- Kitchen Cleaning
- Bathroom Cleaning

Our experts will also be answering your questions live during the broadcast.

➔ Register Now



Green Cleaning Fact Sheet

Green cleaning can be as simple as mixing some items you would normally find lying about in a pantry. Here are some useful hints and tips. Please ensure that for regular, sanitising and hygienic cleans, a Duplex machine is used.

In Bathroom



Toilet cleaner - Make a paste from borax and lemon juice for cleaning toilet bowls.

Ceramic cleaner - Clean tiles, sinks, toilets and baths with bicarbonate of soda using a damp cloth.

Glass and mirror cleaner - Clean tiles, sinks, toilets and baths with bicarbonate of soda using a damp cloth.

Duplex Floorscrubber - Grout and floor cleaning, scrub, agitate and touch point cleaning

In Healthcare




Disinfectant- Use 4-cup baking soda and 1/2-cup white vinegar with warm water to scrub down tile. Clean glass surfaces by mixing equal amounts vinegar and water in a spray bottle

Jetsteam Maxi - For patient, bathroom and operating room cleaning and touch point cleaning

Vanity Cleaner - Add 30 drops of lemon essential oil into plastic spray bottle filled with distilled water and shake well.

In Accommodation



Jetvac Junior - Use for steam cleaning of upholstery, mattresses, bed bug cleaning and other surfaces.

Laundry detergent - To make a cheap, environmentally friendly and safe washing detergent, mix one third of a cake of pure soap (grated) with one third of a cup washing soda. Dissolve in hot water in a bucket and top up with water. Use 2-3 cups per wash.

In Kitchen




Surface cleaner - Use bicarbonate of soda on a damp cloth to clean bench tops, sinks, windows and your refrigerator or freezer surfaces.

Dishwashing detergent - Use pure soap to wash dishes and add white vinegar to the rinse water to give glasses an extra shine.

Jetvac Junior - Use to clean canopies, ovens & stoves, fridges, food preparation surfaces and many more.

In Carpets



To deodorise - Sprinkle bicarbonate soda on carpet, leave overnight before vacuuming.

To remove stains- wet area and sprinkle with bicarb. soda, brush up with Duplex. Or 1 tablespoon of Borax to 4 litres of warm water.

Duplex Steam - Use to scrub, dry and steam carpets all in one pass.

Ask the Green Cleaning Experts



Tim Greig of green cleaning company, Green Galah, talks to Duplex about the reasons for green cleaning, the key benefits and what products can help you implement your green cleaning process.

Visit www.greengalah.com.au

1. What are some common reasons as to why customers and businesses opt for green cleaning?

There is a growing trend amongst customers when deciding on a cleaning company to ensure that the company uses green cleaning products. There are several reasons for this, including:

- The business (big or small) have company values that encompass being socially responsible.
- The company is concerned with the type of waste being disposed of while cleaning is performed.
- There is a concern for air quality.
- There is a concern for the effect chemical residue can have on the environment.
- There is concern about what is in the cleaning chemicals and how they are manufactured.
- It shows that the business is an environmentally friendly one, even down to its cleaning!

2. Besides the environmental benefits, why else is green cleaning beneficial for a business?

Two common reasons include:

- Concern for workplace health and safety
- The business needs to ensure a cleaner supplier chain

3. Which sectors do you see as leading the way as the most “green friendly” when it comes to cleaning?

Presently, most levels of Government are taking leadership when it comes to choosing green friendly.

Equally concerned are schools, hospitals and the food sector. We are also seeing interest from a higher number of professional businesses in the health sector such as physios, doctors, and dentists.

People clearly don't want to be laying on, touching or preparing food on anything that has had a potentially toxic chemical used on it.

Ask the Green Cleaning Experts



4. What types of products are out there for green cleaning?

A way to tackle the green cleaning challenge is to use little or no chemicals and utilize machines that can either physically remove soil and bacteria by a scrubbing action or high-pressure steam.

Other products include:

- There are 'Standard' chemicals which are made safer by the reduction or exclusion of corrosive or irritating substances.
- Green products may also use renewable sources such as solvents from citrus, seeds and pine oils. However, part of the challenge with many green-cleaning products currently available is that they can be less effective and may not be as 'green' as stated on the bottle. If in doubt, review the MSDS.
- Products such as GenEon which energizes a mixture of water and minerals with an electrical charge to create electrolyzed water: a safe, effective, and sustainable cleaner, degreaser, and sanitizer.
- Bio technology: Biotechnology involves the use of living organisms or cell processes to make useful products, including lately, cleaning products. Biotech products are environmentally friendly, non toxic and bio-degradable.

5. What are some of the key benefits you have found in using Duplex products for your green cleaning applications and needs?

Scrubbing and friction action is one of the top methods of cleaning. Research has shown that cleaning hands can be more effectively cleaned by paper towels due to the scrubbing and friction action.

Duplex steam cleaning products do just this action by removing soil and bacteria via scrubbing and high temperature steam.

In addition, using Duplex products has lowered our consumables cost with less need for management of chemical stocks. While the source of our electricity is of some concern here in Victoria, clearly using no chemicals is a winner. No run off, no spillage, no mixing.

From an OH&S issue using no chemicals is safer than using chemicals. There is no danger of operators breathing Volatile Organic Compounds, no danger of transmission through their skin and no danger of splashing to the eyes.

No MSDS are required when using a Duplex machine!

Ask the Green Cleaning Experts



Nature Angels

Vince Camassa, of green cleaning company, Nature's Angels, talks to Duplex about the reasons for green cleaning, the key benefits and what products can help you implement your green cleaning process.

Visit www.naturesangels.net.au

What are some common reasons as to why customers and businesses opt for green cleaning?

These days, the most common reason for people wanting to opt for green cleaning is that we are all trying to save the environment. In the last 5 to 10 years, we have become more educated as a society regarding green cleaning.

People understand that we need to minimise our environmental footprint to help achieve a better world in the future.

Besides the environmental benefits, why else is green cleaning beneficial for a business?

We have heavily reduced our water and chemical use by around 80%. Previously, in a space of a month, we would be using 36,530 L of water and 11,790 L worth of chemical. Now, we only use 142 litres of water, and zero chemical per month.

Which sectors do you see as leading the way as the most "green friendly" when it comes to cleaning?

This would have to be the domestic sector. The general public has seen the biggest change to greener products and processes for cleaning, and this is reflected in the number of green cleaning businesses as well as businesses now having a "green cleaning arm" within their organisation. The government sector has also embraced environmentally friendly cleaning practices. The government sector wants to lead the way so other businesses will start implementing green practices also.

What types of products are out there for green cleaning?

Microfibre technology is wonderful, inexpensive and reusable. It ticks the majority of all the boxes from a green cleaning point of view.

There is also steam technology. We believe steam cleaning technology to be the best form of green cleaning. It's quick, efficient and gets the job done with no chemicals and minimal waste of water resources.

It also produces the best results for the removal of dirt and grime and is used to kill antibiotic resistant organisms.

Two common reasons include:

- gentle soap formulations and essential oils to scent products
- The use of enzymes to breakdown organic matter

What are some of the key benefits you have found in using Duplex products for your green cleaning applications and needs?

The outcomes of the cleaning we have done with Duplex machinery have been so impressive. We are saving money, time and wear and tear on staff by eliminating the use of too many products.

It has proven health benefits in that we do not inhale any fumes.

It has given a much better result in cleaning outcomes, in particular mould control and elimination. Regarding infection control, the Duplex steam machine range is the ultimate tool as organisms can not survive the high steam temperatures.

It is a multi-faceted system of cleaning allowing much versatility and usefulness for different jobs.

What other businesses are saying about green cleaning

Rochester and Elmore District Health Services



Richard of Rochester and Elmore District Health Services tells Duplex how since implementing a green cleaning process they have purchased 5 Duplex Steam Cleaners, 5 Jetsteam Maxi's, a Jetvac Junior and a Thermogilde, have been a finalist in the Premiers Sustainability Awards and reduced their water usage by 3 million litres per year.

What methods were you previously using before the switch to green cleaning?

We were using the old mop and bucket and chemicals.

What benefits has green cleaning made to your facility?

We have heavily reduced our water and chemical use by around 80%. Previously, in a space of a month, we would be using 36,530 L of water and 11,790 L worth of chemical. Now, we only use 142 litres of water, and zero chemical per month.

How did staff respond to the new cleaning methods?

First it was a matter of breaking old habits. Now staff love the steamers, I'd almost say its the best thing we've done so far.

Do you believe all facilities should adopt similar sustainability programs?

Yes, definitely. There are so many reason to do so. You will be saving money, using significantly less water and not putting chemicals in the waste water.



What other businesses are saying about green cleaning

1st Impressions Carpet Cleaning

David of 1st Impressions Carpet Cleaning says that as a contract cleaner, his previous cleaning method of using a pressure washer would just “flood” an entire area whilst cleaning, and inside tile and grout cleaning was a painful exercise carried out on his knees.

Today, David uses a Duplex 420 floor scrubber. This is what he had to say.

What were the water savings from this machine, compared to your previous method?

The water saving (and lack of mess) was enormous when compared with a pressure cleaner. Using a pressure washer, was my only other option for outside scrubbing of floors such as decks or concrete floors. Inside tile and grout cleaning was a painful exercise carried out on my knees.

Now, using my Duplex 420, to clean a concrete floor, the size of an average drive way, I would use 12L of water (or two tanks).

You mention “flooding” with your previous method. Why was this?

The previous method of using a pressure cleaner used a fair bit of water and because I had limited control over its dispersion, it would flood the area. With the Duplex 420, the “trigger” allows you to control your water usage.

This includes being able to control how much you are using and where it is to be used.

Was it easy to switch to a green cleaning process?

It was physically demonstrated to me how I could achieve a very good result with very little water. I was shown benefits specific to my needs, such as not needing to use extra water to wash down a work site after heavy cleaning as the Duplex 420 picks up the mess during the cleaning process.



What other businesses are saying about green cleaning

Bell Motor Inn



Owner of Bell Motor Inn, Kathy, tells Duplex how going down a greener path has not only saved their business in hundreds of chemicals costs, but has also been a more convenient and faster way of ensuring a deep clean.

What cleaning methods were you previously using?

I was using chemicals, such as strong bleach for most of our cleaning applications. I would normally be wearing gloves and a face mask, and getting down on the floor and scrubbing manually.

What were the reasons why you were looking to change to green cleaning?

I'm actually allergic to chemicals! Also, I just wanted to go down a greener path for the environment. That's when I came across a Jetsteam Maxi. It is a small, high temperature steam cleaner.

What have been the key benefits to your business by switching to a natural cleaning process, such as using steam?

We have significantly cut our water usage. We have saved over 30 litres of water per clean, and that's just for the bathroom. Now, the most water we would use for a general clean of a bathroom would be 1 litre.

We have no longer had to purchase strong chemicals and the labour, effort, time and work it normally took me to clean just the bathroom has dramatically improved.

High temperature steam actually kills spores, not just removes mould. No longer do I have to constantly go back and do massive cleans because of fast growing mould.

What are your main cleaning applications with your new steamer and green cleaning method?

We first purchased the Jetsteam Maxi as we saw how quick and easy it was to kill mould with steam, such as the build up of mould in bathrooms. It actually killed the pore

However, as I found with the machine, it can be used for a range of applications. I use the steam machine for most of our cleaning applications around the motel, including bathrooms, mirrors, floors, grout, carpet, mattresses, bed heads, curtains, windows, fly screens, stove cleaning and even defrosting the fridge.

Natural Green Cleaning Recipes

*Please note, these recipes are suggestions only and safety precautions should be followed. You should wear gloves and have a general understanding of each ingredient prior to use. A professional Duplex cleaning machine should be used where possible instead for a more hygienic clean.

Surface and ceramic cleaner.....

- To deodorise:** Use micro-fibre cloths with water or Jetsteam/Jetvac steamers
- To remove stains:** Use bicard.soda on a damp cloth (Tips: store soda in a flour shaker to keep dry)
Put vinegar in a spray bottle either use neat or diluted with water. Smell only lasts while wet.

Air refreshener.....

- To deodorise:** Add a few drops of your favourite essential oils to spray water bottle.

General Surface Cleaner.....

- Ingredients:** 3 - 4 cups of water, 1/3 cup vinegar, ¼ cup baking soda, 2 drops essential oil (e.g. eucalypts).
- Method:** Mix ingredients together, apply with a spray bottle.

Carpet Cleaner.....

- To deodorise:** Sprinkle bicarbonate soda on carpet, leave overnight before vacuuming
- To remove stains:** Wet area and sprinkle with bicarb. soda, brush up with Duplex floorscrubber. Or 1 table-spoon of Borax to 4 litres of warm water.

Toilet Cleaner.....


- Ingredients:** Vinegar and bicarb. soda leave overnight. Bokashi liquid. Antibacterial essential oils such as eucalyptus, lavender, and tea tree.

Glass and Mirror Cleaner.....

- Ingredients:** 1 cup white vinegar, 5 drops eucalyptus oil, newspaper.
- Method:** Combine vinegar and oil in a spray bottle. Spray surface and wipe away with newspaper (will prevent fogging of mirrors).

Ideal Green Cleaning Products

The Duplex product range is suited to a variety of industries. It is versatile, cost effective, requires no chemicals and uses little water. For more information on our products or to test out a Duplex machine for yourself visit www.duplexcleaning.com.au or call us on 1800 622 770



Duplex Floorscrubbers



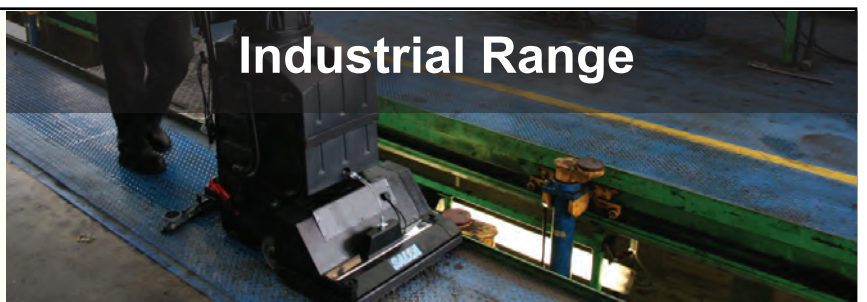
Jetvac Range



Jetsteam Range



Accessories Range



Industrial Range

FREE E-LEARNING COURSE ON SUSTAINABLE CLEANING



www.duplexcleaning.com.au/register-for-green-cleaning-course.html

Register yourself and your staff today

 Introduction to Green Cleaning	 Basics of Green Cleaning	 Bathroom Cleaning	 Carpet Care & Maintenance	 Floor Care & Maintenance	 Green Infection Control Cleaning
--	--	---	---	--	--

Duplex is passionate about helping you and your facility to have fast and convenient access to a professional training guide on green cleaning for your facility.

Our customers use these courses as a “refresher” course for them and their staff, or training new staff members on adequate green cleaning processes.

➔ Register Now

NATIONAL FAST FAX RESPONSE - AUS 03 9482 4940

Organisation :
Name (Mr/Ms/Mrs/Sr) :
Address :

Suburb :
State & Postcode :

Telephone :
Email :
Course (s) :

Product(s) :
Other :